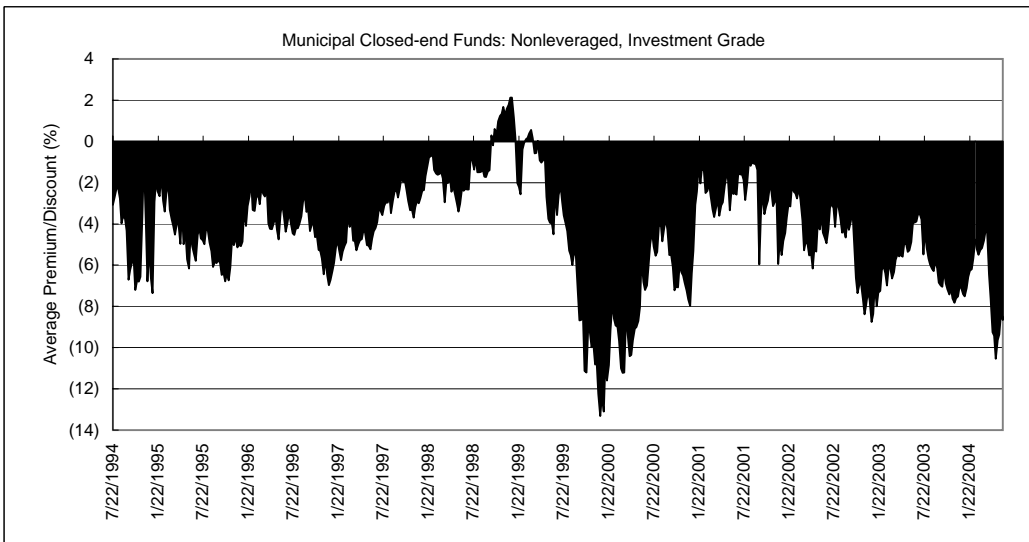




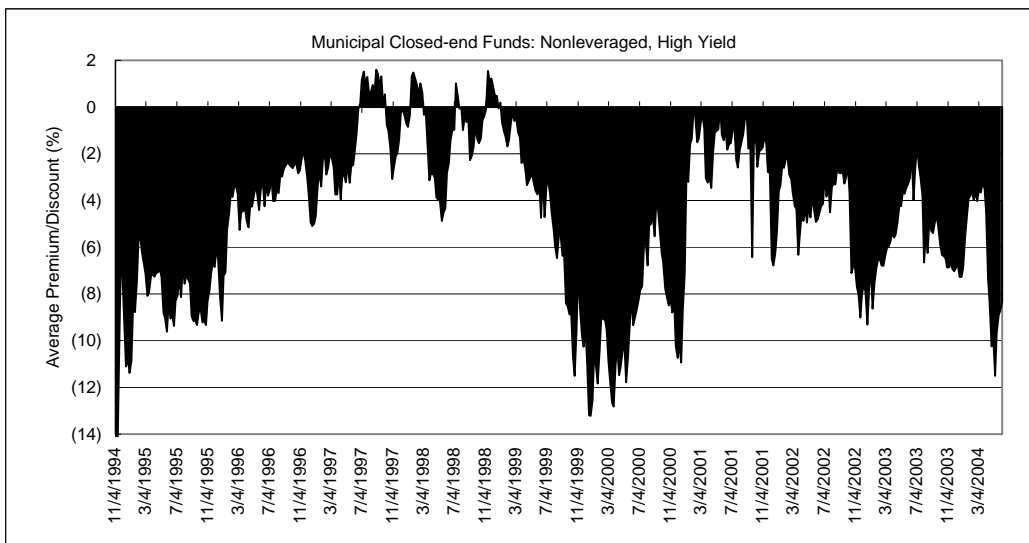
Average Premium/Discount (P/D) Among Municipal Closed-end Funds

Source: Bloomberg



Current P/D
-8.7%
52-week Average P/D
-6.4%
52-week High P/D
-3.5%
52-week Low P/D
-10.5%
Current P/D as a
Percentage of
52-week P/D Range
27%

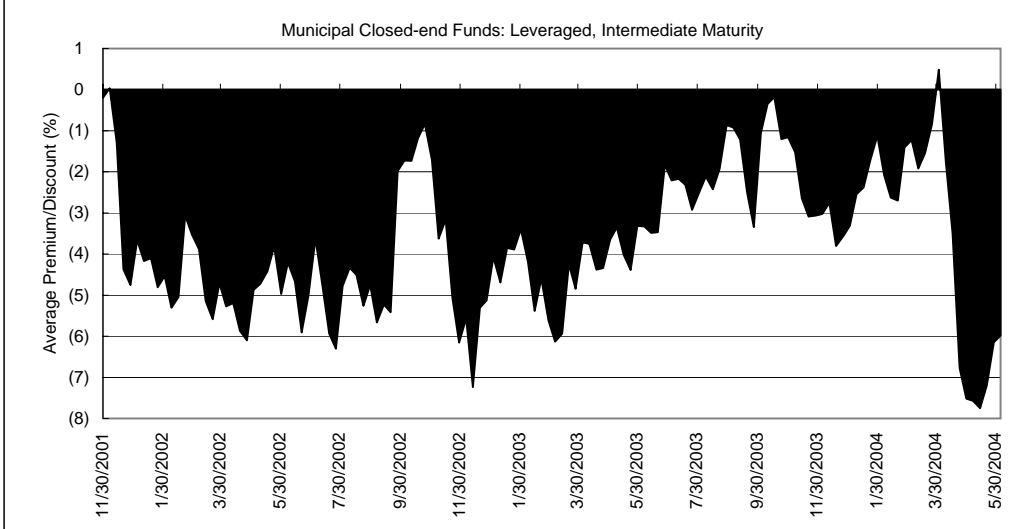
Universe*:
IMS, NIM, NMI, NUV, NXP,
NXQ, NXR



Current P/D
-8.3%
52-week Average P/D
-5.7%
52-week High P/D
-1.7%
52-week Low P/D
-11.5%
Current P/D as a
Percentage of
52-week P/D Range
32%

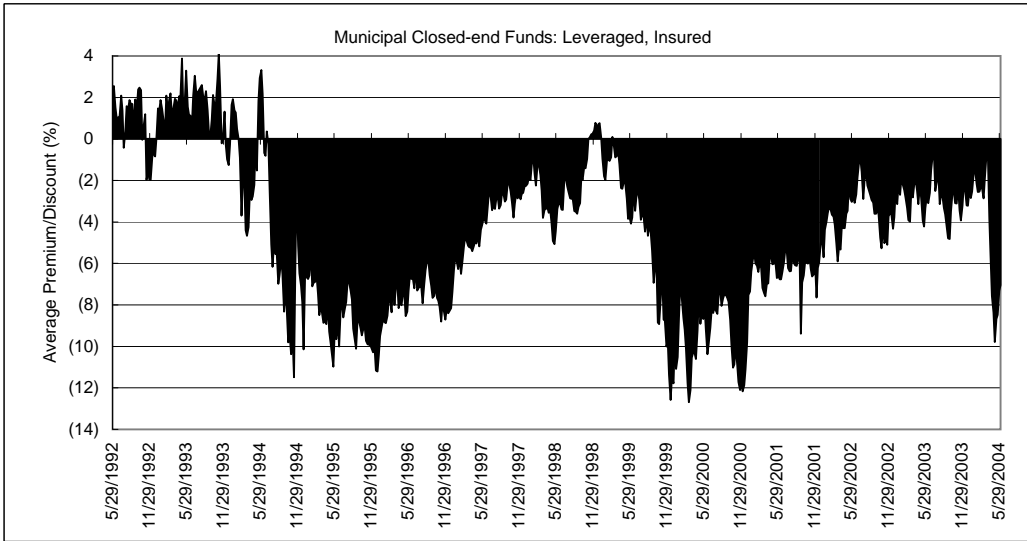
Universe*:
APX, MHF, MUA, OIA, OIB, OIC

High yield funds are suitable only for aggressive investors willing to take greater risks, which could result in loss of principal and interest.



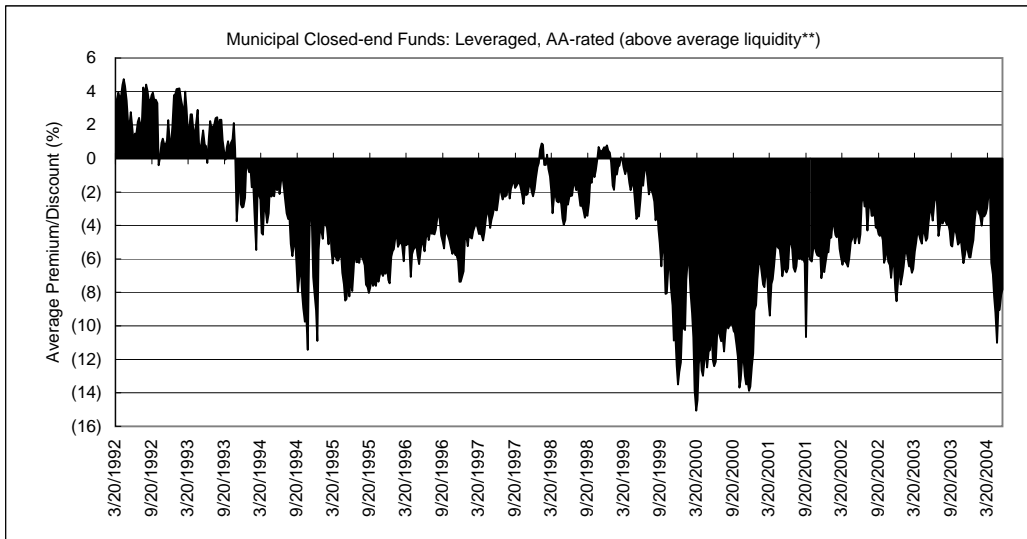
Current P/D
-6.0%
52-week Average P/D
-2.8%
52-week High P/D
0.5%
52-week Low P/D
-7.8%
Current P/D as a
Percentage of
52-week P/D Range
22%

Universe*:
BKK, BPK, FPT, NBH, MUI,
MZP, SBI.



Current P/D
-7.0%
52-week Average P/D
-3.4%
52-week High P/D
-0.5%
52-week Low P/D
-9.8%
Current P/D as a
Percentage of
52-week P/D Range
29%

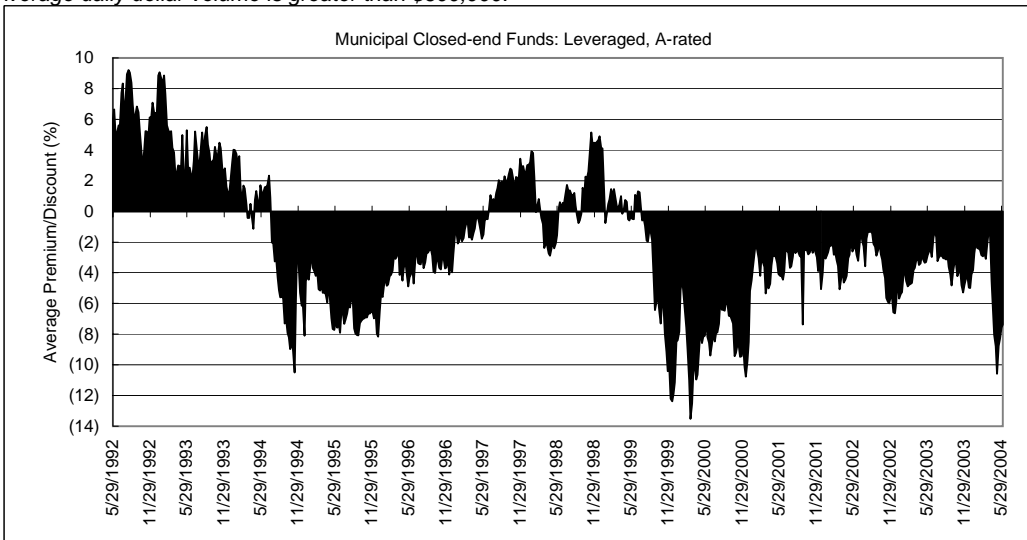
Universe*:
BYM, EIM, EIV, IIM, IMB, IMT,
MYI, NEA, NIF, NIO, NPX, NQI,
NVG, PIF, VIM.



Current P/D
-7.8%
52-week Average P/D
-4.8%
52-week High P/D
-2.0%
52-week Low P/D
-11.0%
Current P/D as a
Percentage of
52-week P/D Range
35%

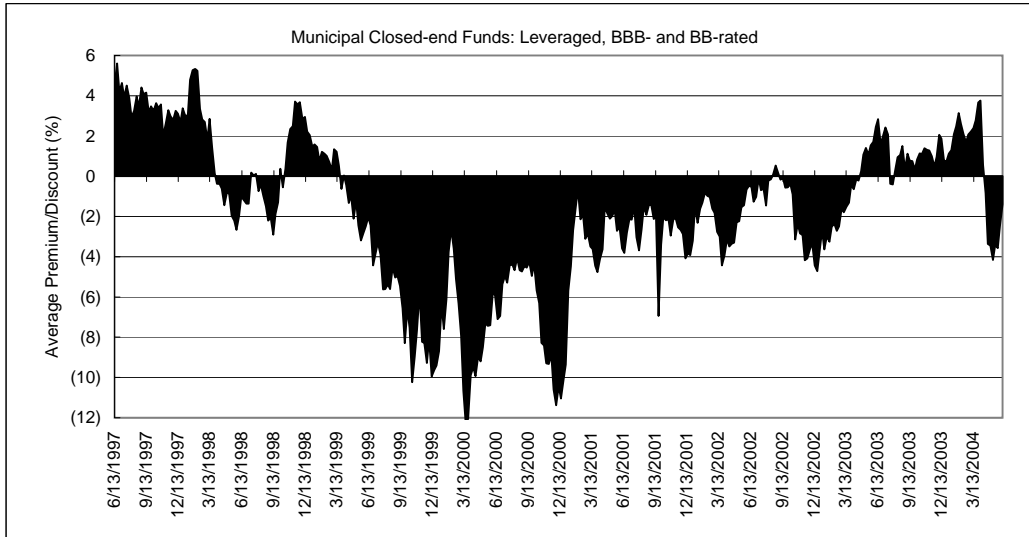
Universe*:
MEN, MMU, MQY, NMA, NMO,
NPI, NPM, NPP, NPT, NQM,
NQU, NXZ, NZF, PML, PMX,
VKQ.

** Average daily dollar volume is greater than \$600,000.



Current P/D
-7.4%
52-week Average P/D
-4.0%
52-week High P/D
-1.2%
52-week Low P/D
-10.6%
Current P/D as a
Percentage of
52-week P/D Range
34%

Universe*:
BBK, BFK, BKN, BLE, BSD,
DMF, DSM, FMN, LEO, MVF,
MVT, MYD, NAD, PMF, PMG,
PMM, PPM, PYM, XAA.



Current P/D
-1.4%
52-week Average P/D
0.9%
52-week High P/D
3.8%
52-week Low P/D
-4.2%
Current P/D as a
Percentage of
52-week P/D Range
35%

Universe*:
CMU, CXE, EVN, KSM, MAV,
MFM, MHD, MHI, MUH, NMZ.

High yield funds are suitable only for aggressive investors willing to take greater risks, which could result in loss of principal and interest.

Current P/D as a Percentage of the 52-week P/D Range = (Current P/D - Minimum P/D) / (Maximum P/D - Minimum P/D)

* Each fund universe is based on Wachovia Securities categorization. Leverage and credit quality information is provided by the funds.

Investment return and principal value of the fund will fluctuate so that an investor's shares, when sold, may be worth more or less than their original cost. Brokerage commissions will reduce returns. Performance data represents past performance, which is no guarantee of future results. Current performance may be lower or higher than the performance data quoted.

Income from municipal closed-end funds may be subject to state and local taxes and alternative minimum tax (AMT).

Leveraging a closed-end fund's portfolio enhances its yield, but it will also increase its net asset value volatility. Leverage will magnify the effect of changes in a fund's underlying assets on its net asset value.

Within the last 3 years, Wachovia Securities, Inc., its affiliate, or predecessor managed or co-managed a public offering of securities for: NMZ, MAV, BKK, MHI, FMN, EIV, NEA, BYM, PMX, EIM, BLE, PML, BBK, NVG, BPK, NZF, BFK, NXZ.

Yields are calculated by annualizing the most recent dividend and dividing this by the current price.

All figures subject to market fluctuation and change.

This communication is not an offer to sell or solicitation of offers to buy any securities mentioned herein. This report is not a complete analysis of every material fact in respect to any fund or fund type. The opinions expressed here reflect the judgment of the author as of the date of the report and are subject to change without notice. Information has been obtained from sources believed to be reliable but its accuracy is not guaranteed.

Closed-end funds must distribute most realized gains to shareholders. Fund transactions will result in brokerage commissions and will generate tax consequences.

The investment discussed may not be suitable for all investors. Investors must make their own decisions based on their specific investment objectives and financial circumstances.

Investments in stock and bond funds are subject to risk, including market and interest rate fluctuations.

Additional information is available upon request.

Wachovia Securities is the trade name under which Wachovia Corporation provides brokerage services through two registered broker/dealers: Wachovia Securities, LLC, member NYSE/SIPC, and Wachovia Securities Financial Network, LLC, member NASD/SIPC. Each broker/dealer is a separate non-bank affiliate of Wachovia Corporation.

© Wachovia Securities, PO Box 1357, Richmond VA 23218

Securities and Insurance Products:

Not Insured by FDIC or any Federal Government Agency	May Lose Value	Not a Deposit of or Guaranteed by the Bank or any Bank affiliate
--	----------------	--